

# Groove

## Drumming Masters

**3 Etudes & 3 Duets**  
in the style of

**Clyde Stubblefield (Funky Drummer)**

**Gregory C. Coleman (Amen Break)**

**Bernard Purdie (Purdie Shuffle)**

**VOLUME 1**

Intermediate -  
Advanced Intermediate



*beat the sheet  
out of the music*

Copyright © 2024 Martin Schommer ~~✗~~  
nidrummersheets@gmail.com  
www.nidrummer.com

Dear Teachers,

it is my wish that this product is of benefit to you and your students. It is the result of years of education, private time- and monetary investment. That's why I want to kindly remind you that you should encourage your students to buy their own sheet or alternatively to do it for them through your own account. This helps me to create more content and to keep it on a professional level. Please let's respect each other's work by making this effort. Thank you very much for your help!

If you like to publish a performance in relation to my products on social media, please feel free to tag **Nidrummer** on **Instagram** or **Facebook**.



Martin Schommer - *Nidrummer*

## Drum Notation

Drum notation symbols and their corresponding musical notations on a five-line staff:

- Bass Drum**: Quarter note
- Snare**: Quarter note
- Snare Rim Shot**: Quarter note with an accent (>)
- Snare Rim Click**: Quarter rest with an 'x' below the staff
- Tom 4**: Quarter note
- Tom 3**: Quarter note
- Tom 2**: Quarter note
- Tom 1**: Quarter note

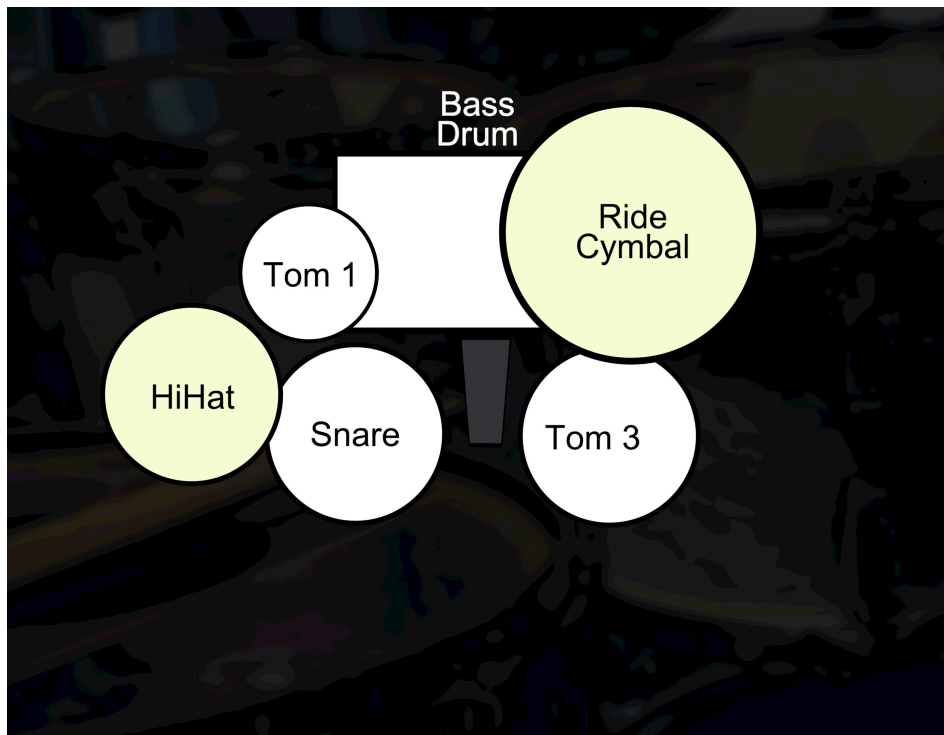
HiHat and Ride symbols and their corresponding musical notations on a five-line staff:

- Closed HH Pedal**: Quarter rest with an 'x' below the staff and a '+' sign to the left
- Open HH Pedal**: Quarter rest with an 'o' below the staff
- HiHat (on Surface)**: Quarter note with an 'x' below the staff and an accent (>)
- HiHat (on Edge)**: Quarter note with an 'x' below the staff and an accent (>)
- Open HiHat**: Quarter note with an 'o' below the staff
- Ride (on Surface)**: Quarter note with an 'x' below the staff
- Ride (on Edge)**: Quarter note with an 'x' below the staff and an accent (>)
- Ride (on Bell)**: Quarter note with a triangle below the staff


Other percussion symbols and their corresponding musical notations on a five-line staff:

- Cowbell**: Quarter note with a diamond below the staff
- Medium Stack**: Quarter note with a diamond below the staff
- Left Crash**: Quarter note with an 'x' below the staff
- Right Crash**: Quarter note with an 'x' below the staff
- Splash Cymbal**: Quarter note with an 'x' below the staff

# Soloing & Dueling Like Clyde Set Up



Clyde Stubblefield worked with James Brown from 1965-1971. His playing on the Album *Cold Sweat* established the rhythmic template for funk and is rightly regarded as being pivotal in the history of popular music. But it was his work on Brown's *Song Funky Drummer* that would echo through the ages. A 20-second drum loop that would go on to be sampled on over 1300 songs, from Public Enemy and Beastie Boys to George Michael, Britney Spears and Ed Sheeran. See him in action by following the QR codes.



# Soloing Like Clyde

In the style of Clyde Stubblefield (Funky Drummer)  
VOLUME 1 Intermediate



## Binary Funk

♩=190 (also slower or faster)

Martin Schommer

Play the hihat on the surface only (with the tip of the stick).

1

*mf*


Pay attention to the exact execution of all rim shots (play them lightly).

7

8

11

15



# Dueling Like Clyde

Based on "Soloing Like Clyde"

VOLUME 1 Intermediate



## Binary Funk

♩=190 (also slower or faster)

Martin Schommer

1

*mf*

1 r l r r l r l

*mf*

1 r l r r l

Pay attention to the exact execution of all rim shots (play them lightly).

5

1 r l r r l r l r

1 r l r r l r l r

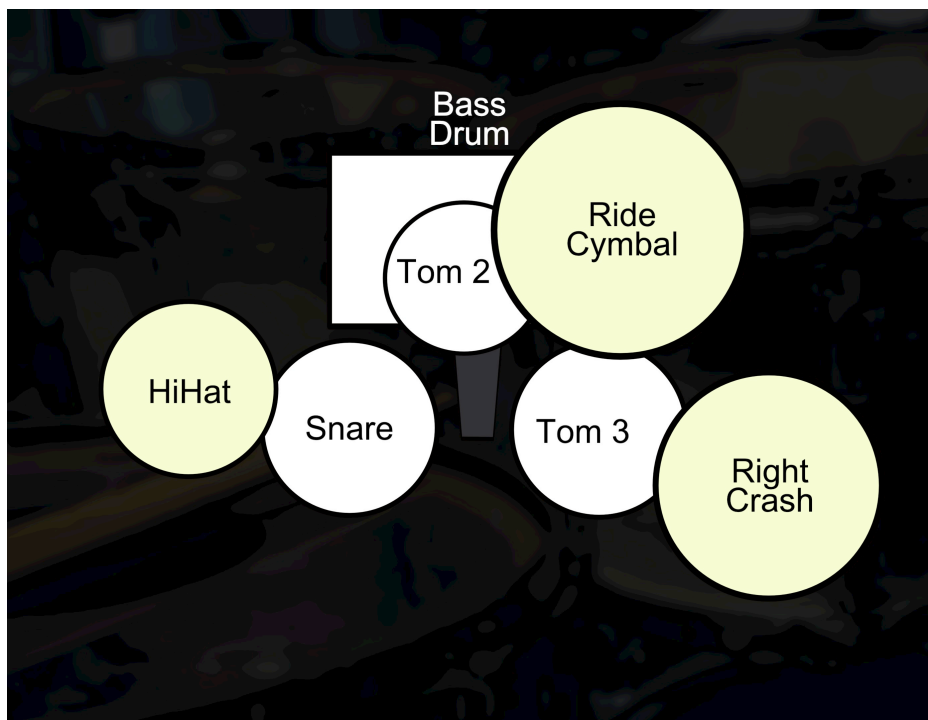
9

§

Play the hi-hat on the surface only (with the tip of the stick).


13

# Soloing & Dueling Like Gregory Set Up



In 1969, the band "The Winsons" recorded the single "Color Him Father". For the B-side they recorded the instrumental "Amen, Brother" based on the gospel song "Amen". At about 1 minute and 26 seconds into "Amen, Brother", the drummer Gregory C. Coleman performs a four-bar drum break that lasts for seven seconds. Years later this drum break has been used in thousands of tracks of various genres, making it one of the most sampled recordings in music history.

Hear him in action by following the QR codes.



# Soloing Like Gregory

In the style of Gregory C. Coleman (Amen Break)

VOLUME 1 Intermediate



## Hip Hop Funk

♩=130 (also slower)


Martin Schommer

Please pay attention to the exact execution of all rim shots and ghostnotes (play them lightly)!  
The cymbals also should be played with a light touch.

Musical notation for measures 1-3. The staff is in treble clef with a key signature of one sharp (F#). Measure 1: Bass drum (x) and snare (o) with a fermata. Measure 2: Bass drum (x) and snare (o) with a fermata. Measure 3: Bass drum (x) and snare (o) with a fermata. Dynamics: *f* (forte) for each measure.

Musical notation for measures 4-7. The staff is in treble clef with a key signature of one sharp (F#). Measure 4: Fourteenth-note pattern on the snare. Measure 5: Fourteenth-note pattern on the snare. Measure 6: Fourteenth-note pattern on the snare. Measure 7: Fourteenth-note pattern on the snare. Dynamics: *f* (forte) for each measure.

Musical notation for measures 8-11. The staff is in treble clef with a key signature of one sharp (F#). Measure 8: Snare (o) and bass drum (x) with a fermata. Measure 9: Snare (o) and bass drum (x) with a fermata. Measure 10: Snare (o) and bass drum (x) with a fermata. Measure 11: Snare (o) and bass drum (x) with a fermata. Dynamics: *f* (forte) for each measure.



# Dueling Like Gregory

Based on "Soloing Like Gregory"

VOLUME 1 Intermediate




## Hip Hop Funk

♩=130 (also slower)

Martin Schommer

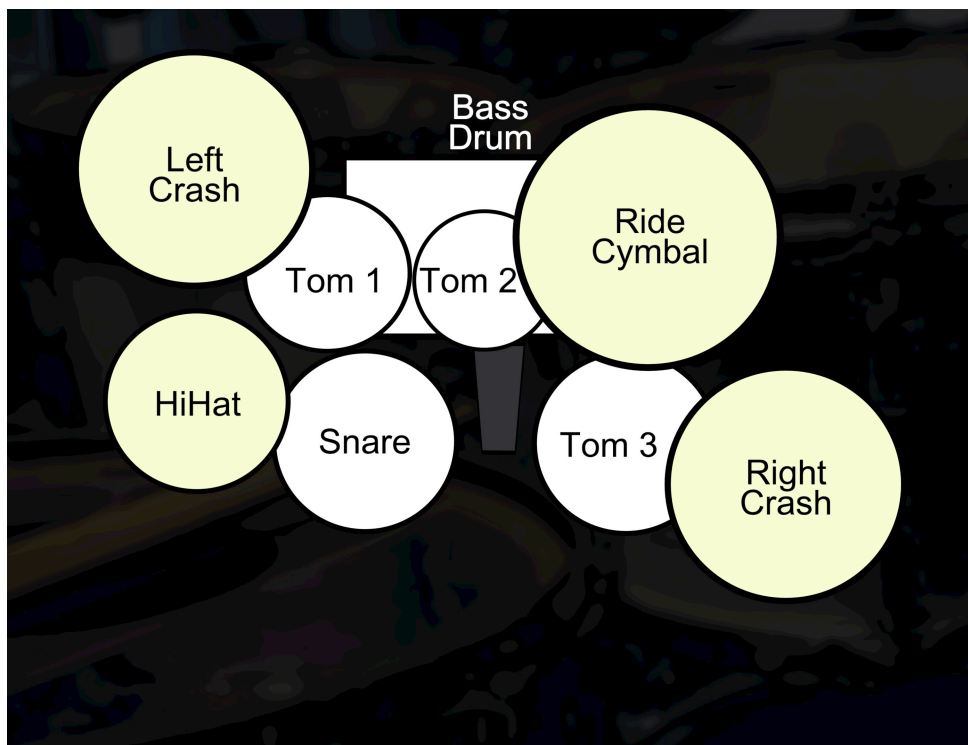
Please pay attention to the exact execution of all rim shots and ghostnotes (play them lightly!)  
The cymbals also should be played with a light touch.

The musical score is written for a drum set and consists of four systems of music. Each system has a top staff for the snare and a bottom staff for the cymbals. The first system (measures 1-5) features a snare line with a 'C' above the first measure and a 'C' above the fourth measure, and a cymbal line with a 'C' above the first measure and a 'C' above the fourth measure. The second system (measures 6-9) has a snare line with a '6' above the first measure and a cymbal line with 'v r l r' above the fourth measure. The third system (measures 10-12) has a snare line with an 'x' above the first measure and a cymbal line with an 'x' above the first measure. The fourth system (measures 13-16) has a snare line with 'r l' above the first measure and 'r l r' above the fourth measure, and a cymbal line with 'x. r l x. r l r l' above the first measure and 'x. r l x. r l r l' above the fourth measure. A triplet of eighth notes is marked with a '3' in the cymbal line of the fourth system.






# Soloing & Dueling Like Bernard Set Up



Despite the thousands of hit records on which Bernard Purdie has performed, he has never seemed to get his due recognition. He recorded over 4000 albums and a lot of them turned into multi-million dollar paydays for countless bands and artists. He is known for his precise musical time-keeping and his signature beat called the "Purdie Shuffle". Bernard Purdie worked together with artists like Aretha Franklin, James Brown and many more.

See him in action by following the QR codes.



# Soloing Like Bernard

In the style of Bernard Purdie  
VOLUME 1 Advanced Intermediate



**9/8 Shuffle**

♩=140 (also slower)





Martin Schommer

You can change the position of the rack toms like Bernard Purdie (it isn't a must).  
But then the note "e" still represents the tom installed close to the hihat (13") and the "d" the other one (12").

Please pay attention to the exact execution of all rim shots and ghostnotes (play them lightly!)  
The cymbals also should be played with a light touch.



The left foot lightly bounces on the pedal (heel up) without opening the hihat.  
If this is too hard to execute, play the beat without doing this.



# Dueling Like Bernard

Based on "Soloing Like Bernard"  
VOLUME 1 Advanced Intermediate



**9/8 Shuffle**

♩=140 (also slower)

Martin Schommer

You can change the position of the rack toms like Bernard Purdie (it isn't a must).  
But then the note "e" still represents the tom installed close to the hihat (13") and the "d" the other one (12").

Please pay attention to the exact execution of all rim shots and ghostnotes (play them lightly)!

The cymbals also should be played with a light touch.

1

6

10

14

The left foot lightly bounces on the pedal (heel up) without opening the hihat.  
If this is to hard to execute, play the beat without doing this.

The left foot lightly bounces on the pedal (heel up) without opening the hihat.  
If this is to hard to execute, play the beat without it.

