

Gospel Drumming Masters

3 Etudes & 3 Duets
in the style of

Aaron Spears, Devon Taylor & Larnell Lewis

VOLUME 1
Easy - Intermediate



*beat the sheet
out of the music*

Copyright © 2024 Martin Schommer ~~✗~~
nidrummersheets@gmail.com
www.nidrummer.com

Dear Teachers,

it is my wish that this product is of benefit to you and your students. It is the result of years of education, private time- and monetary investment. That's why I want to kindly remind you that you should encourage your students to buy their own sheet or alternatively to do it for them through your own account. This helps me to create more content and to keep it on a professional level. Please let's respect each other's work by making this effort. Thank you very much for your help!

If you like to publish a performance in relation to my products on social media, please feel free to tag **Nidrummer** on **Instagram** or **Facebook**.



Martin Schommer - *Nidrummer*

Drum Notation

Drum notation symbols and their corresponding musical notations on a five-line staff:

- Bass Drum**: Quarter note
- Snare**: Quarter note
- Snare Rim Shot**: Quarter note with an accent (>)
- Snare Rim Click**: Quarter rest with an 'x' below the staff
- Tom 4**: Quarter note
- Tom 3**: Quarter note
- Tom 2**: Quarter note
- Tom 1**: Quarter note

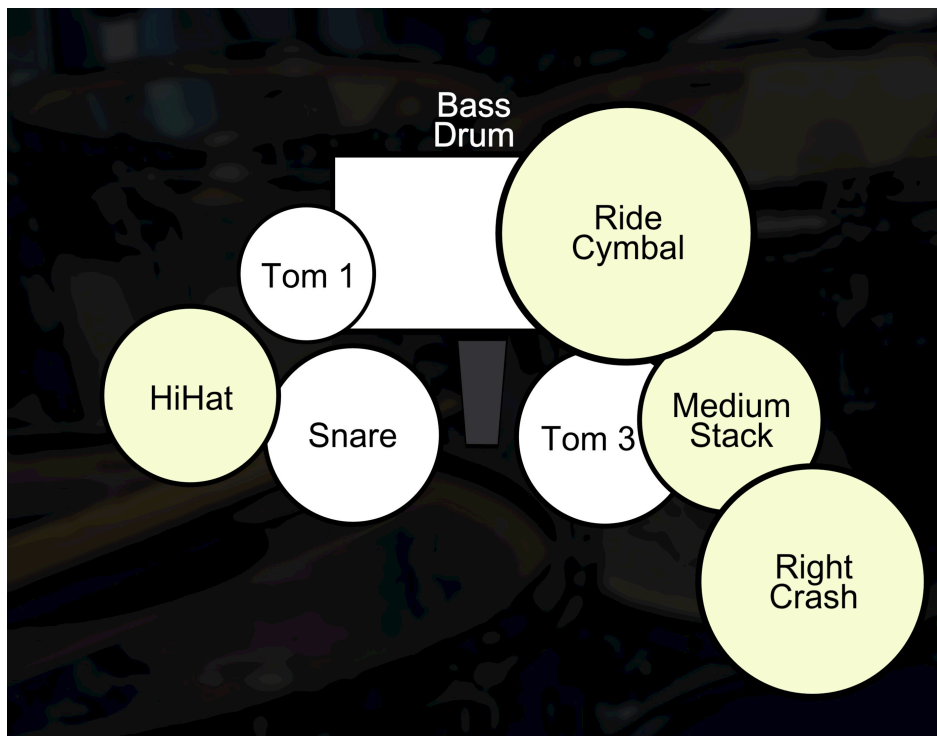
HiHat and Ride symbols and their corresponding musical notations on a five-line staff:

- Closed HH Pedal**: Quarter rest with an 'x' below the staff and a '+' sign to the left
- Open HH Pedal**: Quarter rest with an 'o' below the staff
- HiHat (on Surface)**: Quarter rest with an 'x' below the staff and an accent (>)
- HiHat (on Edge)**: Quarter rest with an 'x' below the staff and an accent (>)
- Open HiHat**: Quarter rest with an 'o' below the staff
- Ride (on Surface)**: Quarter rest with an 'x' below the staff
- Ride (on Edge)**: Quarter rest with an 'x' below the staff and an accent (>)
- Ride (on Bell)**: Quarter rest with a triangle below the staff

Other percussion symbols and their corresponding musical notations on a five-line staff:

- Cowbell**: Quarter note with a diamond below the staff
- Medium Stack**: Quarter note with a diamond below the staff
- Left Crash**: Quarter rest with an 'x' below the staff
- Right Crash**: Quarter rest with an 'x' below the staff
- Splash Cymbal**: Quarter rest with an 'x' below the staff

Soloing & Dueling Like Aaron Set Up



Aaron Spears worked together with artists like Usher, James Brown and many more.
See him in action by following the QR codes.



Soloing Like Aaron

In the style of Aaron Spears (RIP)

VOLUME 1 Easy Intermediate



Ternary Half Time Feel

♩=120 (also slower or faster)

Martin Schommer

1 r l r l r l r l r l r

f Please pay attention to the indicated sticking and the exact execution of all rim shots!

5 l l r l r l r

Fine

9 l r l l r l r l r l

Dueling Like Aaron

Based On "Soloing Like Aaron"

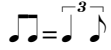
VOLUME 1 Easy Intermediate



Ternary Half Time Feel

♩=120 (also slower or faster)


Martin Schommer



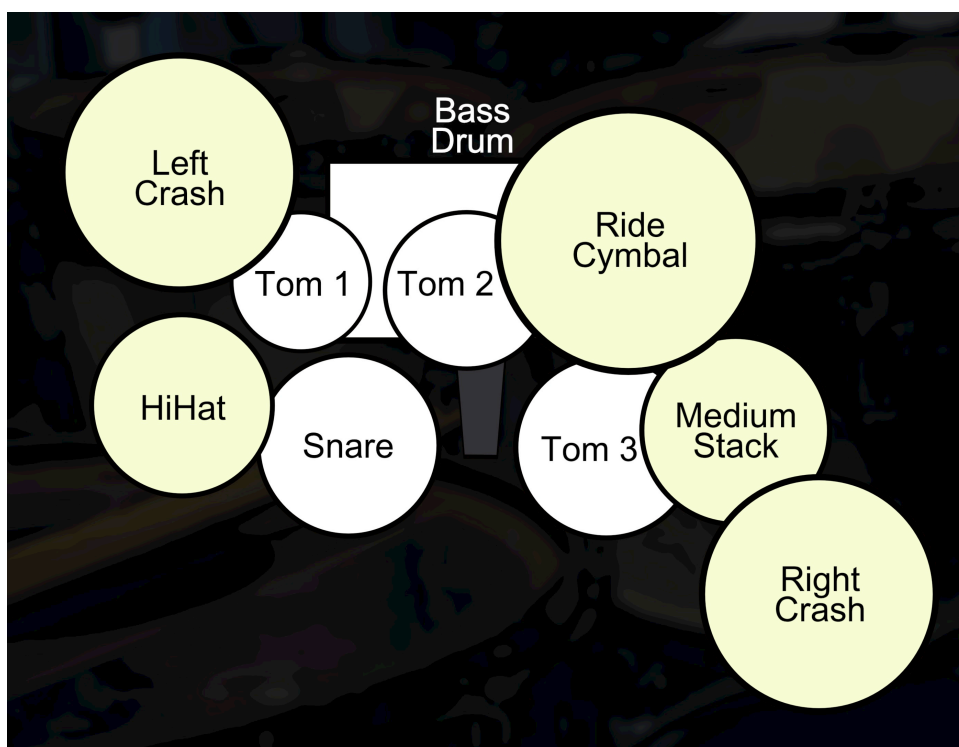
Musical notation for the first system, measures 1-4. It consists of two staves. The top staff has rests for the first two measures, followed by a melodic line in the last two measures with sticking 'r l r l' and 'r l r l' above. The bottom staff has rim shots marked with 'x' and notes in the last two measures. A dynamic marking 'f' is placed between the staves. Above the top staff, the sticking patterns 'r l r l r l r l r l r l r l r l r' are written across the four measures.

f Please pay attention to the indicated sticking and the exact execution of all rim shots!


Musical notation for the second system, measures 5-8. It consists of two staves. The top staff has rests for the first two measures, followed by a melodic line in the last two measures with sticking 'l r l' and 'l r' above. The bottom staff has notes in the first two measures and rests in the last two. Above the top staff, the sticking patterns 'l r l' and 'l r' are written across the four measures.



Soloing & Dueling Like Devon Set Up



Devon Taylor worked together with artists like Justin Bieber, Rita Ora and many more.
See him in action by following the QR codes.



Soloing Like Devon

In the style of Devon Taylor
VOLUME 1 Easy Intermediate



Binary Half Time Feel

♩=130 (also slower or faster)


Martin Schommer

Musical notation for measures 1-4. Above the staff, sticking patterns are indicated: | l r | r r l r l r l | l r | l r. The notation includes various rhythmic values, accents, and rim shots (marked with 'x').

f Please pay attention to the indicated sticking and the exact execution of all rim shots!

Musical notation for measures 5-8. Above measure 5, sticking is indicated as | l r | r l r r l. A first ending bracket covers measures 6-8.

Musical notation for measures 9-12. Above measure 9, sticking is indicated as | l r r l r | l r l r l r | l r. A 'choke' instruction is present above measure 11. The piece concludes with a double bar line.



Dueling Like Devon

Based On "Soloing Like Devon"

VOLUME 1 Easy Intermediate




1

Binary Half Time Feel

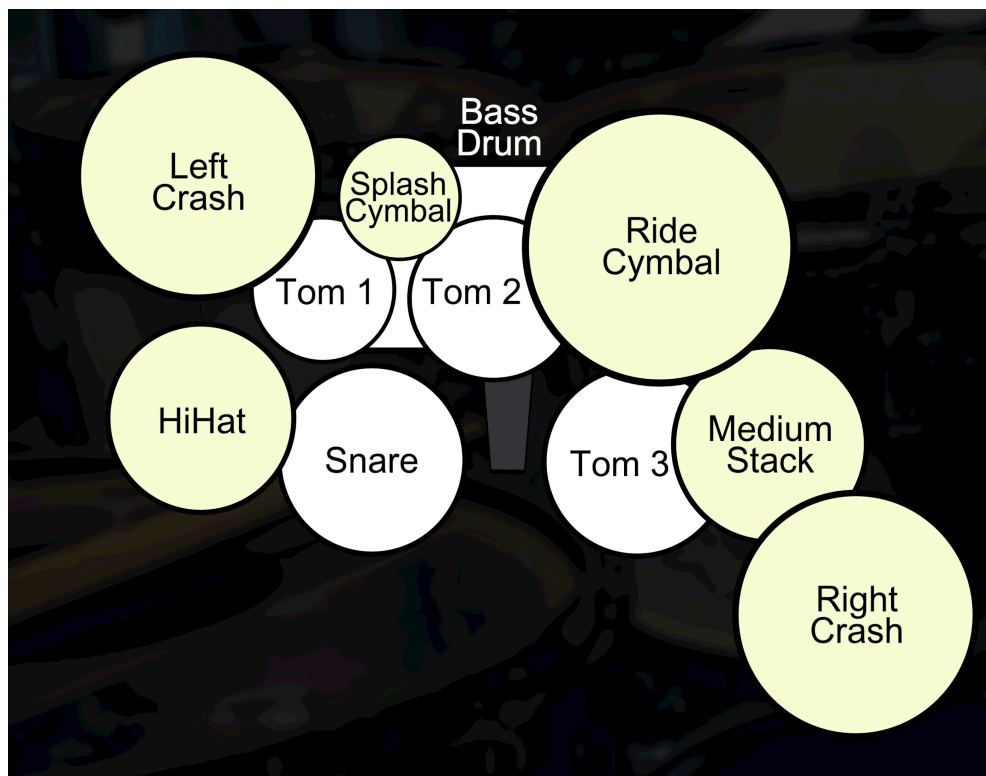
Martin Schommer

♩=130 (also slower or faster)

Please pay attention to the indicated sticking and the exact execution of all rim shots!



Soloing & Dueling Like Larnell Set Up



Larnell Lewis worked together with artists like Snarky Puppy, Gregory Porter and many more.
See him in action by following the QR codes.



Soloing Larnell

In the style of Larnell Lewis

VOLUME 1 Intermediate



Binary Feel

♩=160 (also slower or faster)

Martin Schommer



1

f Please pay attention to the indicated sticking and the exact execution of all rim shots!

4

8

12

Dueling Like Larnell

Based On "Soloing Like Larnell"

VOLUME 1 Intermediate



Binary Feel

♩=160 (also slower or faster)

Martin Schommer

Please pay attention to the indicated sticking and the exact execution of all rim shots!

